HTF - VYSOKOTEPLOTNÉ LABORATÓRNE KOMOROVÉ PECE

© Carbolite Gero Limited - www.carbolite.com
Výhrady k technickému riešeniu a nedostatkom

The Carbolite HTF chamber furnace range is engineered for precision and performance, offering temperatures up to 1800°C. These furnaces are ideal for a variety of processes including sintering, annealing, calcination, and other thermal treatments. Each unit in the HTF range is built with high-quality materials and incorporates advanced thermal technology to ensure uniform heat distribution, optimal temperature control, and long-lasting performance.

Whether you're involved in research and development, quality control, or production in sectors such as ceramics, metallurgy, electronics, or materials science, the HTF chamber furnace range is designed to meet your specific requirements. With a focus on user-friendly operation, safety, and efficiency, these furnaces are equipped with intuitive controls, robust safety features, and energy-saving capabilities.

OVERVIEW

Maximálna teplota
1700, 1800°C

Control thermocouple
Type B

Configuration
Bench mounted : 4, 5, 8 & 10 litre
Floor standing : 27, 64,128, 165 litre

Furnace useable volume
1700°C: 5, 10, 27, 64,128,165 litre
1800°C: 4, 8, 27, 64,128, 165 litre

© Carbolite Gero Limited - www.carbolite.com
Výhrady k technickému riešeniu a nedostatkom

HTF - VYSOKOTEPLOTNÉ LABORATÓRNE KOMOROVÉ PECE

LEADING HEAT TECHNOLOGY

Carbolite's HTF furnace range is at the pinnacle of furnace design. The culmination of over 80 years of experience in thermal engineering; combining the latest technological developments with solid construction and high-quality components.

Kliknutím zobrazíte video

HEATING ELEMENT:

- Excellent temperature uniformity
- Fast heat-up and cool-down rates
- Unsurpassed temperature uniformity

HIGH QUALITY THERMAL INSULATION

- Low energy consumption
- Low external case temperature
- Designed for longevity

INSIDE HTF CHAMBER FURNACES

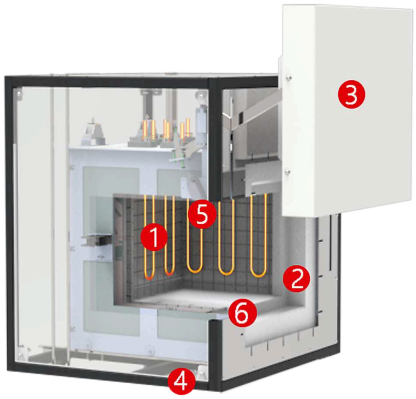

View inside the 1700 °C and 1800 °C HTF chamber furnace:

1. Heating elements (MoSi2)
2.Ceramic fibre insulation
3. Front door
4. Supporting frame
5. Thermocouple
6. Usable space

MoSi2U-shaped heating elements are installed in a vertical, hanging position within the HTF. The heat is insulated using ceramic fiber boards,

© Carbolite Gero Limited - www.carbolite.com
Výhrady k technickému riešeniu a nedostatkom

layered with an appropriate thickness to enhance temperature uniformity. The maximum temperature of these boards is chosen based on the furnace's maximum temperature requirements. Water cooling is unnecessary due to the low thermal conductivity of the insulation material. The system is externally cooled by ambient air convection within the outer case.

MoSi2 heating elements are ideal for high-temperature processes, as they naturally form a protective oxide layer at elevated temperatures. The HTF chamber furnace is distinguished by its exceptional temperature uniformity and compact design.

HTF PART IDENTIFICATION

OPTIONAL DEBINDING AND SINTERING WITH PRE-HEATED AIR FLOW AND GAS FLAME AFTER BURNER

1. Gas fired afterburner
2. Motorised damper
3. Molybdenum disilicide elements
4. Gas controls
5. Automatic door
6. Side channel blower
7. Air preheater



© Carbolite Gero Limited - www.carbolite.com
Výhrady k technickému riešeniu a nedostatkom

HTF CHAMBER FURNECES

FEATURES & OPTIONS

The HTF high temperature furnace range comprises 1700 °C and 1800 °C models.

The four smaller models are bench mounted and the larger units are floor-standing. These furnaces may be customised in order to satisfy specific customer requirements, e. g. the addition of debinding options for ceramic binder burn-off applications.

STANDARD FEATURES:

- 1700°C & 1800°C maximum operating temperature
- From 4 to 165 litre capacities
- High quality molybdenum disilicide heating elements
- Vertical lift door keeps heated surface away from the user
- Manual door operation on the 4 to 10 litre models
- Electrical door actuation on the 27 to 165 litre models
- Advanced refractory interior, used in combination with energy efficient low thermal mass insulation
- Programmable EPC3016P1 controller
- Over-temperature protection
- Ethernet communications
- Fan cooling for low external case temperature
- Motorised exhaust vent

OPTIONS:

- A range of sophisticated digital controllers, multisegment programmers and data loggers with digital communication options is available - more information about controllers
- Inert gas inlet
- 100mm flowmeter for inert gas
- Solenoid valve with manual switch
- Solenoid valve with automatic switch
- Fast cooling comprising an air blower and utilising the standard motorised exhaust vent
- Debinding and sintering with pre-heated air flow
- Debinding and sintering with pre-heated air flow and gas flame after burner
- Sheathed thermocouple calibration port
- Unsheathed thermocouple calibration port through back wall of chamber (Ø 12 mm)
- Unsheathed thermocouple calibration port through centre of door (Ø 12 mm)

© Carbolite Gero Limited - www.carbolite.com
Výhrady k technickému riešeniu a nedostatkom

DEBINDING & SINTERING

Carbolite HTF furnaces may be equipped with debinding and sintering options to accommodate a range of technical ceramic applications A thermally induced decomposition and evaporation of the binder occurs due to gas flow through the HTF furnace during the debinding phase. The gas flow guides vapours to leave the sample.

The sintering of oxide ceramics in an HTF 1700°C or 1800°C furnace is a critical process in materials engineering, essential for achieving optimal mechanical and structural properties in ceramic components. This high-temperature sintering, particularly relevant for materials like alumina and zirconia, optimizes microstructural characteristics, enhancing performance in demanding applications.



High quality MoSi2 heating elements and preheated air inlet.

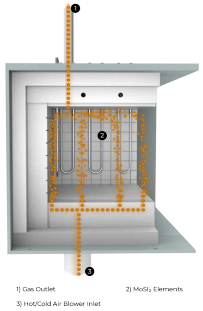

Optimised pre-heated air flow for efficient binder removal.

For safe combustion of binder gases an active propane gas afterburner can be provided.

SINTER RUN IN HTF 18/64

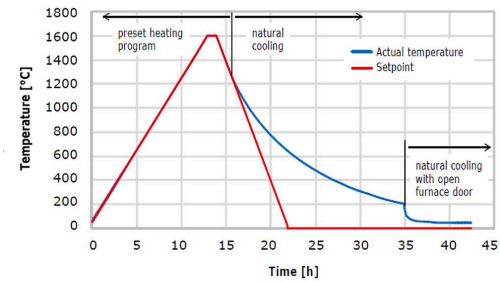

Disclaimer: The information presented shows typical performance. Furnace load ~ 8kg.

Loading: The ceramic is placed on a sintering tray in the HTF furnace, using a tray that withstands high temperatures without reacting with the ceramic.

Ramp-Up: The furnace's temperature is methodically increased to 1800°C, with a controlled profile to prevent thermal shock and ensure even heating, possibly pausing at certain temperatures for stress relief.

Soak: At 1800°C, the ceramic undergoes a critical soak, allowing particles to merge through diffusion, enhancing density and growth.

Cool Down: Following the soak, the furnace cools to room temperature at a rate that prevents thermal stress, avoiding cracks or deformation in the ceramic.

© Carbolite Gero Limited - www.carbolite.com
Výhrady k technickému riešeniu a nedostatkom

COOLING OPTIONS

The cool down phase in sintering oxide ceramics, is crucial for maintaining structural integrity and achieving desired properties. By utilising the HTF furnace's pre-heated air inlet blower options the user gains flexibility for their sintering processes. This feature allows precise control of cooling from sintering temperatures (1700 or 1800°C) to room temperature, preventing thermal gradients and associated stresses that could damage the ceramic.

For complex shapes or materials prone to thermal shock, step cooling can be used. With the HTF furnace step cooling can be optimised to minimize thermal stress risks by holding at intermediate temperatures to equalize internal and external temperatures. The HTF furnace can be used to tailor the cool down to each ceramic's needs ensures high-quality components with optimal properties.

COOL DOWN RATES FOR HTF 17/ 430

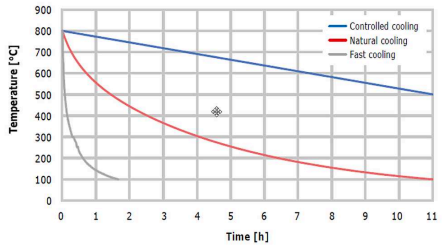

DEBINDING & SINTERING USING HTF

During the heat treatment process, the 3D-printed components were treated in the same furnace. The X-shaped sample experienced a weight loss of approximately 6.5%, while the rectangular-shaped sample showed a weight loss of about 11.1%.

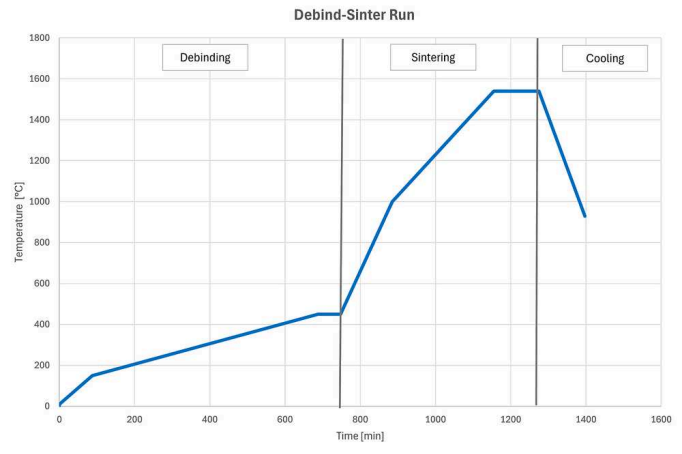

© Carbolite Gero Limited - www.carbolite.com
Výhrady k technickému riešeniu a nedostatkom

TEMPERATURE UNIFORMITY

The HTF furnaces ensures exceptional temperature uniformity with its advanced design, high-quality elements, and superior thermal insulation for minimal heat loss and even heat distribution.

Advantages of investing in a Carbolite furnace:

- Efficient removal of binder due to a high airflow
- Great temperature uniformity at low temperatures due to the air pre-heater
- Safe handling of binder by using the thermal afterburner
- Unique uniformity at high temperatures due to an optimized heating element arrangement
- Air blowers can be used for fast cooling to minimize run times

CC-T1 Touch Screen Controller

HTF - VYSOKOTEPLOTNÉ LABORATÓRNE KOMOROVÉ PECE

TEMPERATURE CONTROL & COMMUNICATIONS

HTF furnaces are equipped with ethernet communications and a programmable controller with 24 segments as standard: :

- Single zone furnaces fitted with Carbolite EPC3016P1 controller
- Over-temperature protection to protect valuable contents and for unattended operation

© Carbolite Gero Limited - www.carbolite.com
Výhrady k technickému riešeniu a nedostatkom

MOŽNOSTI:

- A range of sophisticated digital controllers, multi-segment programmers and data loggers is available.

© Carbolite Gero Limited - www.carbolite.com
Výhrady k technickému riešeniu a nedostatkom

	HTF 17/5	HTF 17/10	HTF 18/4
Maximálna teplota (°C)	1700	1700	1800
Doba ohrevu (min)	50	44	65
Rozmery: vnútorné V x Š x H (mm)	158 x 150 x 225	232 x 200 x 225	140 x 140 x 190
Rozmery: Vonkajšie V x Š x H (mm) (V s otvorenými dverami)	565 x 830 x 650 (850)	565 x 830 x 650 (850)	565 x 830 x 650 (850)
Konfigurácia	Stolný model	Stolný model	Stolný model
Objem (litre)	5	10	4
Maximálny výkon (W)	4050	5920	4650
Digital Ethernet Comms	Štandard	Štandard	Štandard
Typ termočlánku	b	b	Pt20%Rh/Pt40%Rh
Váha (kg)	109	133	115

© Carbolite Gero Limited - www.carbolite.com
Výhrady k technickému riešeniu a nedostatkom

	HTF 18/8	HTF 17/27	HTF 17/64
Maximálna teplota (°C)	1800	1700	1700
Doba ohrevu (min)	56	--	--
Rozmery: vnútorné V x Š x H (mm)	210 x 190 x 190	300 x 300 x 300	400 x 400 x 400
Rozmery: Vonkajšie V x Š x H (mm) (V s otvorenými dverami)	565 x 830 x 650 (850)	1835 x 900x 1000 (1950)	2530 x 1150 x 1490
Konfigurácia	Stolný model	Floor standing	Floor standing
Objem (litre)	8	27	64
Maximálny výkon (W)	6200	10000	16000
Digital Ethernet Comms	Štandard	Štandard	Štandard
Typ termočlánku	Pt20%Rh/Pt40%Rh	b	B
Váha (kg)	128	355	555

© Carbolite Gero Limited - www.carbolite.com
Výhrady k technickému riešeniu a nedostatkom

	HTF 18/27	HTF 18/64	HTF _/128
Maximálna teplota (°C)	1800	1800	1700,1800
Doba ohrevu (min)	--	--	--
Rozmery: vnútorné V x Š x H (mm)	300 x 300 x 300	400 x 400 x 400	400 x 400 x 800
Rozmery: Vonkajšie V x Š x H (mm) (V s otvorenými dverami)	1835 x 900x 1000 (1950)	2530 x 1150 x 1490	2000 x 1000 x 1500
Konfigurácia	Floor standing	Floor standing	Floor standing
Objem (litre)	27	64	128
Maximálny výkon (W)	10000	16000	40000
Digital Ethernet Comms	Standard	Standard	Štandard
Typ termočlánku	B	B	B
Váha (kg)	355	555	--

© Carbolite Gero Limited - www.carbolite.com
Výhrady k technickému riešeniu a nedostatkom

	HTF _/165
Maximálna teplota (°C)	1700,1800
Doba ohrevu (min)	--
Rozmery: vnútorné V x Š x H (mm)	550 x 550 x 550
Rozmery: Vonkajšie V x Š x H (mm) (V s otvorenými dverami)	2450 x 1400 x 1400 (door open)
Konfigurácia	Floor standing
Objem (litre)	165
Maximálny výkon (W)	40000
Digital Ethernet Comms	Standard
Typ termočlánku	B
Váha (kg)	--

Vezmite prosím na vedomie

- Maximálna nepretržitá prevádzková teplota je 100°C pod maximálnou teplotou
- Rýchlosť zahriatia sa meria do 100°C pod maximom, pomocou prázdnej komory
- Chemická reakcia medzi vykurovacími elementami a zirkónom môže odfarbiť zirkón. Sprievodca spracovania alebo alternatívne elementy sú k dispozícii, prosím, opýtajte sa.

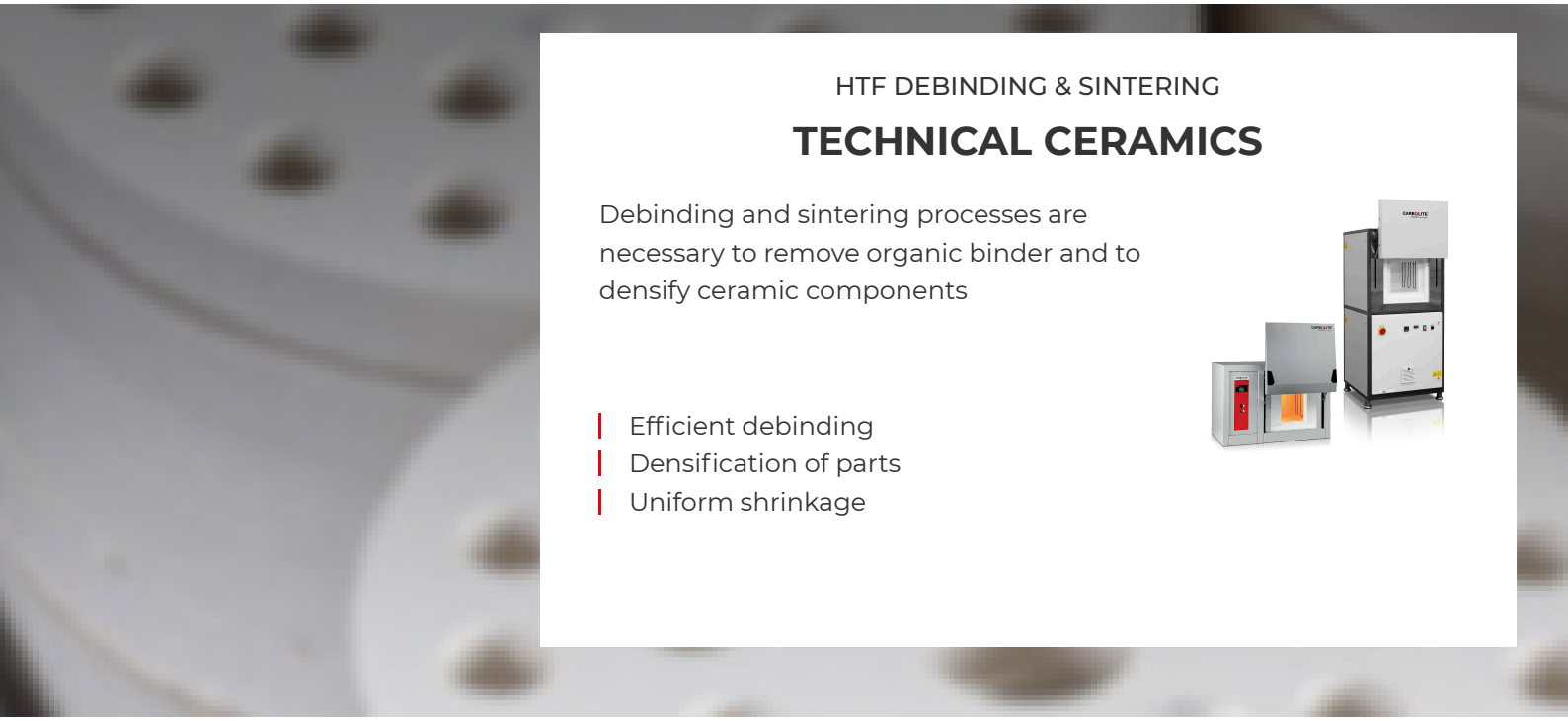

© Carbolite Gero Limited - www.carbolite.com
Výhrady k technickému riešeniu a nedostatkom

DEBINDING FURNACES

POZNÁMKA K APLIKÁCII

Modern Solutions for Safe Debinding of Ceramic Parts Carbolite has developed sophisticated safety concepts for safe debinding of ceramic parts.

Modern Solutions for Safe Debinding of Ceramic Parts

HTF FURNACES FAQ

WHAT MAKES THE 1700 & 1800°C CHAMBER FURNACE RANGE IDEAL FOR THERMAL TREATMENTS?

The 1700 & 1800°c furnace range, designed for precision and performance, excels in processes like sintering, annealing, and calcination. Built with top-notch materials and incorporating advanced thermal technology, it ensures uniform heat distribution, optimal temperature control, and durability. Ideal for sectors such as ceramics, metallurgy, and electronics, it meets diverse research, quality control, and production needs.

HOW DOES THE 1700 & 1800°C FURNACE RANGE ENSURE TEMPERATURE UNIFORMITY AND EFFICIENCY?

Featuring high-quality molybdenum disilicide heating elements and advanced thermal insulation, the furnace range achieves excellent temperature uniformity, quick heat-up and cool-down rates, while reducing energy consumption. These components contribute to the furnaces' efficiency and consistent heating capabilities, ensuring low external case temperatures and longevity.

CAN 1700 & 1800°C CHAMBER FURNACES BE CUSTOMIZED FOR SPECIFIC APPLICATIONS?

1700 & 1800°C furnaces offer customization for specific requirements, including debinding options for ceramic binder burn-off. Available in both bench-mounted and floor-standing models, each furnace can be tailored for precise technical needs, providing flexibility and precision for various applications.

© Carbolite Gero Limited - www.carbolite.com
Výhrady k technickému riešeniu a nedostatkom

KONTAKTUJTE NÁS PRE BEZPLATNÚ KONZULTÁCIU

Whether it is a standard product or a fully customised solution, Carbolite has manufactured thousands of drying solutions over the years and realised projects around the globe.

Contact us for a free consultation and talk to a product specialist to find the most suitable solution for your application needs!



© Carbolite Gero Limited - www.carbolite.com
Výhrady k technickému riešeniu a nedostatkom

TECHNICKÉ ÚDAJE (MODELY)

	HTF 17/5	HTF 17/10	HTF 18/4
Maximálna teplota (°C)	1700	1700	1800
Doba ohrevu (min)	50	44	65
Rozmery: vnútorné V x Š x H (mm)	158 x 150 x 225	232 x 200 x 225	140 x 140 x 190
Rozmery: Vonkajšie V x Š x H (mm) (V s otvorenými dverami)	565 x 830 x 650 (850)	565 x 830 x 650 (850)	565 x 830 x 650 (850)
Konfigurácia	Stolný model	Stolný model	Stolný model
Objem (litre)	5	10	4
Maximálny výkon (W)	4050	5920	4650
Digital Ethernet Comms	Štandard	Štandard	Štandard
Typ termočlánku	b	b	Pt20%Rh/Pt40%Rh
Váha (kg)	109	133	115

© Carbolite Gero Limited - www.carbolite.com
Výhrady k technickému riešeniu a nedostatkom

	HTF 18/8	HTF 17/27	HTF 17/64
Maximálna teplota (°C)	1800	1700	1700
Doba ohrevu (min)	56	--	--
Rozmery: vnútorné V x Š x H (mm)	210 x 190 x 190	300 x 300 x 300	400 x 400 x 400
Rozmery: Vonkajšie V x Š x H (mm) (V s otvorenými dverami)	565 x 830 x 650 (850)	1835 x 900x 1000 (1950)	2530 x 1150 x 1490
Konfigurácia	Stolný model	Floor standing	Floor standing
Objem (litre)	8	27	64
Maximálny výkon (W)	6200	10000	16000
Digital Ethernet Comms	Štandard	Štandard	Štandard
Typ termočlánku	Pt20%Rh/Pt40%Rh	b	B
Váha (kg)	128	355	555

© Carbolite Gero Limited - www.carbolite.com
Výhrady k technickému riešeniu a nedostatkom

	HTF 18/27	HTF 18/64	HTF _/128
Maximálna teplota (°C)	1800	1800	1700,1800
Doba ohrevu (min)	--	--	--
Rozmery: vnútorné V x Š x H (mm)	300 x 300 x 300	400 x 400 x 400	400 x 400 x 800
Rozmery: Vonkajšie V x Š x H (mm) (V s otvorenými dverami)	1835 x 900x 1000 (1950)	2530 x 1150 x 1490	2000 x 1000 x 1500
Konfigurácia	Floor standing	Floor standing	Floor standing
Objem (litre)	27	64	128
Maximálny výkon (W)	10000	16000	40000
Digital Ethernet Comms	Standard	Standard	Štandard
Typ termočlánku	B	B	B
Váha (kg)	355	555	--

© Carbolite Gero Limited - www.carbolite.com
Výhrady k technickému riešeniu a nedostatkom

	HTF _/165
Maximálna teplota (°C)	1700,1800
Doba ohrevu (min)	--
Rozmery: vnútorné V x Š x H (mm)	550 x 550 x 550
Rozmery: Vonkajšie V x Š x H (mm) (V s otvorenými dverami)	2450 x 1400 x 1400 (door open)
Konfigurácia	Floor standing
Objem (litre)	165
Maximálny výkon (W)	40000
Digital Ethernet Comms	Standard
Typ termočlánku	B
Váha (kg)	--

Vezmite prosím na vedomie

- Maximálna nepretržitá prevádzková teplota je 100°C pod maximálnou teplotou
- Rýchlosť zahriatia sa meria do 100°C pod maximom, pomocou prázdnej komory
- Chemická reakcia medzi vykurovacími elementami a zirkónom môže odfarbiť zirkón. Sprievodca spracovania alebo alternatívne elementy sú k dispozícii, prosím, opýtajte sa.

www.carbolite.com/htf

© Carbolite Gero Limited - www.carbolite.com
Výhrady k technickému riešeniu a nedostatkom